

micuna



micuna 2026

micuna

Micuna cares for your baby's sleep

We are a Spanish family business that is dedicated to designing and creating bedrooms, high chairs and furniture for the newest additions to your family for over 50 years.

We are located next to the Albufera Natural Park in Valencia, and from here, our products have crossed borders into more than 35 countries thanks to their design and high quality.

Because we dream of leaving a beautiful planet for their future, all our products are made with wood from sustainable forests, finished with non-toxic Materials, designed to grow with the child, multifunctional, and environmentally friendly.

We offer safe and environmentally friendly products, so you can create a space for your baby that is full of love.

**Quality, safety,
and natural,
adaptable
designs
that take care
of your baby
and
the planet**



About our products...

At Micuna, the wood for our products is selected from sustainable forests, with finishes free from toxins and harmful substances.

Our products are designed and manufactured following a circular economy philosophy and ECO-DESIGN guidelines.



Non-toxic paints and varnishes



Wood sourced from sustainable forests



We are members of the Spanish Association of Children's Products



Over 50 years caring for your baby with our own hands



Safety and regulatory compliance

At **Micuna**, we always look after the safety and well-being of your baby, updating all our products to **current regulations** and carrying out exhaustive quality controls to ensure that they are complied with.

All our products are manufactured using the best, strongest and most durable Materials, with finishes that are suitable for younger children.

We know that the first few months are the most important, so we have developed our own co-sleeping system for our cradles, endorsed by the latest regulations published in 2022.

To guarantee the safety of children, Micuna includes locking systems on both our movable side panels and our wheels.

CRADLES: UNE-EN 1130:2020/AC:2021

CO-SLEEPING CRADLES: UNE-EN 1130:2020/AC:2021

COTS: UNE-EN 716-1/2: 2018+AC:2019

HIGH CHAIRS: UNE-EN 14988: 2018 (+A1:2020)

CHANGING TABLE: UNE-EN 12221-1/2:2009 (+A1:2013)

TOY: UNE-EN 71-8:2019.



Cradles



MINI
CONVERBABY 10



YOU & ME PLUS 14

Textiles and Accessories for Cradles



TEXTILES
CRADLES 16



MATTRESSES
CRADLES 19

Baby's room



AMAIA 22



SALÓNICA 26



BIG FANTINE 28



MENCÍA 30

Baby's room



NAYRA 34



LUCIANA 36



LUPITA 38



CONVERBABY 40



MARTHA 46



NORDIKA 50



SWING 54



MOUNTAIN 56



TREVI 60



HAPPY 64



GLOBITO 66



SWEET BEAR 68



SABANA 70




SIMONA 72

Textiles and Accessories for Cots



TEXTILES
COTS 74



MATTRESSES
COTS 80



ACCESSORIES
COTS 82

Furniture



DRESSERS 90



BATHTUBS
CHANGING
TABLE 98



WARDROBES 101

Learning towers and High chairs



TROTTA 102



OVO original 104

Nursing rocking chairs



VOGA 108



MAR 110



FLOR 112



NANNY 114



MINI
MINI DUO 116



NURSING
ROCKING CHAIR
ACCESSORIES 118



NURSING
ROCKING CHAIR
UPHOLSTERY 120

All Colours and sizes shown in this catalogue are subject to variations in contrast to the real ones. Colours are approximate as photographs always distort the true Colours. Environmental conditions can change the tone of the wood over time. Micuna Family Brands S.L.U. reserves the right to modify or eliminate its products for aesthetic or commercial improvements. Micuna recommends purchasing the accessories at the same time as the rest of the furniture to avoid possible Colour variations.



Cradles, Textiles and Accessories

Discover our collection of the most versatile and adaptable cradles on the market.



1 Cradle



Unlimited versatility with the new Mini Converbaby from Micuna

Turn every stage of growth into a unique moment with the new Mini Converbaby. From co-sleeping, to share the first nights next to your baby, to a comfortable mini sofa, and even a versatile desk for their first drawings.

Make every moment unforgettable!



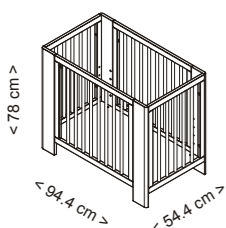
3 Mini sofa

4 Desk

ColourS




CONVERBABY EVOLVING
CRADLE
MO-2013
90 x 50



Internal measurements	Material	Colour	Bed base heights	Supported Weight	Features	Optional
Length 90 cm	Beech	Wood	6 heights From the bed base to the floor (wheels included)	20 kg	Convertible into a co-sleeping cradle, a desk, and a 90x50 cm sofa With 4 wheels, with brakes	Memory foam mattress for Converbaby 90x50cm version CH-2011 Textile for Converbaby version 90x50 TX-2009 and TX-2010
Width 50 cm	Melamine Board	White - Wood	20 cm			
		White	24.8 cm			
			31.2 cm			
			37.6 cm			
			44 cm			
			50.4 cm			


Including

Co-sleeping straps (bed anchoring system) and connector panel with mattress
Removable side panel with an easy and quick anchoring system



2 Co-sleeping

Textiles available on pages 16 to 18



You & Me Plus **5** in one



1 Cradle. Cradle You & Me Plus adjustable to 7 heights.



2 Sofa. With its versatility, You & Me Plus becomes a sofa.



3 Desk. By raising the base and adjusting it, it turns the cradle into a perfect desk for drawing.



4 Toy Box. Use the cradle's basket as a practical toy box to store their toys.

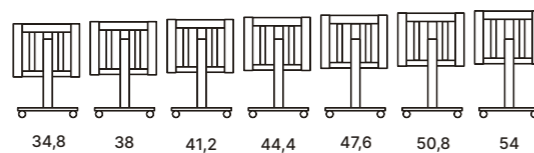


5 Co-sleeping. A baby's first days are very important. With the You & Me Plus cradle you can comfortably co-sleep. Includes bed anchoring system.

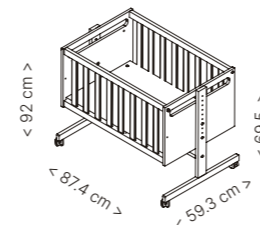
Textiles available on pages 18 to 20



Adjustable to 7 heights
Different heights from floor to bed base, including wheels and without mattress.
(measurements in cm)



YOU&ME PLUS CRADLE MO-1973



Internal measurements	Material	Colour	Supported Weight	Features	Optional	What is included
Length 80 cm Width 50 cm	Beech Lacquered MDF	Wood White - Wood	9 kgs	Convertible into a co-sleeping cot, toy box, desk or sofa Removable side panel 4 wheels with brakes	Duvet and protector TX-934 Mattress CH-1974	Bed anchor straps Courtesy mat

Rabbits



Rabbit Print



RABBITS CRADLE PROTECTOR + DUVET KIT TX-934

	Measurements	Composition	Colour	Features
RABBITS CRADLE PROTECTOR + DUVET KIT TX-934	80 x 50 x 18 cm high	100% cotton percale and muslin	White - Beige	Reversible duvet. The protector surrounds the entire cradle. Both items include filling and have removable covers.
RABBITS CRADLE PROTECTOR + DUVET KIT TX-2009	90 x 50 x 18 cm high	100% cotton percale and muslin	White - beige	Reversible duvet. The protector surrounds the entire cradle. Both items include filling and have removable covers.
MOUSSE CRADLE SHEET SET TX-2010	90x50 cm	100% cotton percale	Sand	Includes top sheet, fitted sheet and pillowcase.

New Green Life

Cradle Textiles



Micuna suede label detail



New Green Life print



NEW GREEN LIFE PROTECTOR + DUVET KIT TX-934

	Measurements	Composition	Colour	Features
NEW GREEN LIFE PROTECTOR + DUVET KIT TX-934	80 x 50 x 18 cm high	100% cotton percale and muslin	Green - White with green motifs	Reversible duvet Both items include filling and have removable covers
NEW GREEN LIFE PROTECTOR + DUVET KIT TX-2009	90 x 50 x 18 cm high	100% cotton percale and muslin	Green - White with green motifs	Reversible duvet Both items include filling and have removable covers



Reversible Stars / Polka Dots



GALAXY CRADLE PROTECTOR + DUVET KIT TX-934

Measurements	Composition	Colour	Features
80 x 50 x 18 cm high	100% cotton piqué	Beige	Reversible duvet. The protector surrounds the entire cradle. Both items include filling and have removable covers.

Cradle Mattresses



This mattress has a core of HR Aquapur®, which, thanks to its open cells, facilitates air circulation inside the mattress, making it very breathable, and also adapts to the baby's body with a layer of Innogel® memory foam on each side, relieving pressures.

Contains a high number of high-density gel particles that delay heat absorption, creating an environment of optimal rest for the baby.

Memory foam mattress CH-1974 cradle 80 x 50 cm

For You & Me Plus



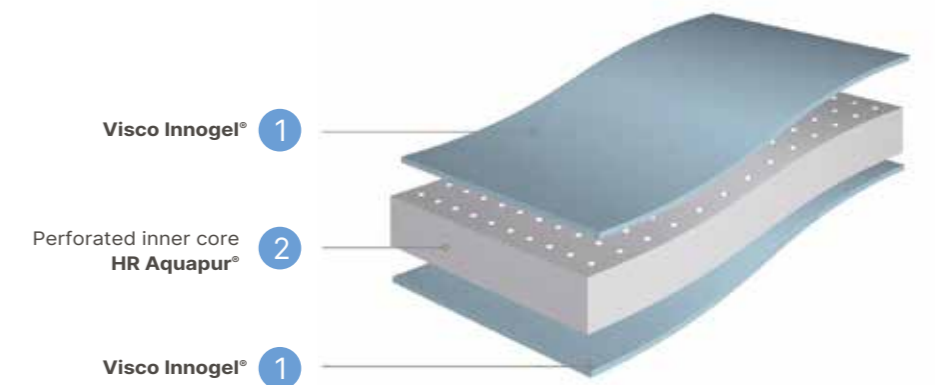
CH-1974 (79x49x7 cm)

Memory foam mattress CH-2011 cradle 90 x 50 cm

For Mini Converbaby



CH-2011 (88x48x6 cm)





Baby's room, Textiles and Accessories

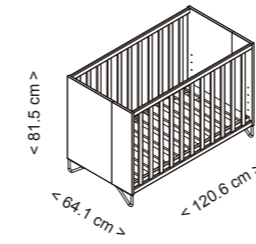
Create your dream nursery for
your baby with our collections.



A Nordic and minimalist collection that adapts to any home. It consists of a 120x60 cot, a 140x70 cot which can be transformed into a toddler bed, a dresser with an Optional changing table, a bathtub and a wardrobe. The entire collection is available in two finishes: white-wood and light oak-vanilla.

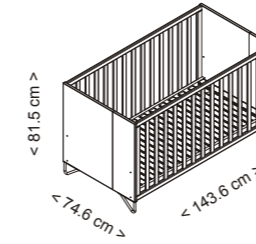


AMAIA COT 120x60



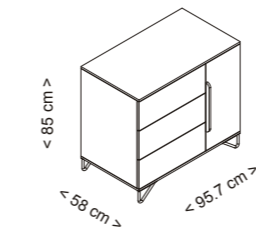
Internal measurements	Material	Colour	Bed base heights	Supported Weight	Features	Optional
Length 117 cm	Beech - Melamine board	Wood - White	Adjustable to 5 Bed base heights	20 kg	Convertible into a co-sleeping cot Fixed sides Metal feet Without wheels You can remove the side and add the safety barrier	Changing table cot CP-744 Mattress 117x57cm Pillow CH-570 Co-sleeping kit CP-2007 Montessori Barrier MONT-1863 Cot textile 120x60
Width 59.5 cm	Ash - Melamine board	Light Oak - Vanilla	34.7 cm 41.1 cm 47.5 cm 53.9 cm 63.5 cm			

BIG AMAIA COT 140x70



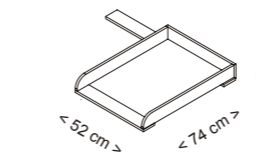
Internal measurements	Material	Colour	Bed base heights	Supported Weight	Features	Optional
Length 140 cm	Beech - Melamine board	Wood - White	Adjustable to 2 Bed base heights	30 kg	Convertible into a toddler bed Fixed side panels Without wheels Metal feet	Mattress 137x67 cm Pillow CH-1097 Montessori Barrier MONT-1863 Cot textile 140x70
Width 70 cm	Ash - Melamine board	Light Oak - Vanilla	24 cm 46.4 cm			

AMAIA DRESSER CO-2024



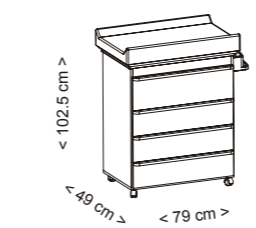
Material	Colour	Supported Weight	Features	Optional
Beech Melamine board	Wood - White Light Oak - Vanilla	15 kg drawer	3 drawers and 1 door with 2 shelves Guides with Soft Closing brake Push-to-open system Anti-tilt system Metal feet	Amaia Changing table CP-2025

AMAIA CHANGING TABLE CP-2025



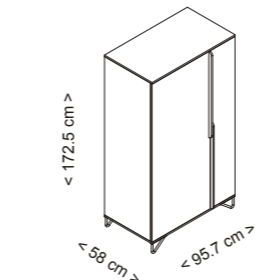
Internal measurements	Material	Colour	Supported Weight	Features	Optional
Length 74 cm	Melamine board	Wood	15 kg	Plastic changing mat Anti-tilt system	
Width 52 cm		Light oak			

AMAIA BATHTUB B-2027



Material	Colour	Supported Weight	Features	Optional
Melamine board	Wood - White Light Oak - Vanilla	15 kg drawer 11 kg upholstered changing table 9 kg tub	With wheels Includes tub, soap dish, drain, and Rabbits changing mat PL-622 4 drawers with soft-closing system Rabbits changing mat PL-622	

AMAIA WARDROBE A-2028



Material	Colour	Supported Weight	Features
Beech - Melamine board Ash - Melamine board	Wood - White Light Oak - Vanilla	15 kg drawer / shelf	2 doors with Soft Closing brake Includes hanger bar Includes 6 shelves and 4 metal feet



The Salónica cot stands out for its great functionality, featuring a practical hanging organiser integrated into one of the cot's sides, as well as a spacious lower drawer and a co-sleeping option. In addition, thanks to its convertible design, when your baby grows, the cot can easily be transformed into a sofa or a desk.

COLOUR

SALONICA COT 120x60	Internal measurements	Material	Colour	Bed base heights	Supported Weight	Features	Optional
	Length 117 cm Width 59.5 cm	Beech MDF Lacquered	Wood - White	Adjustable to 5 Bed base heights 34.7 cm 41.1 cm 47.5 cm 53.9 cm 63.5 cm	20 kg	Convertible into a co-sleeping cot Convertible into a sofa Convertible into a desk Drawer included Fixed sides No wheels Co-sleeping kit included Hanging organiser included	Mattress 117x57 cm Pillow CH-570 Cot textile 120x60

Big Fantine

by *Natalys*

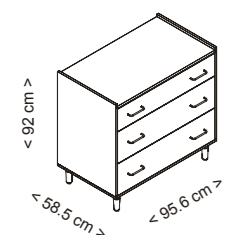


The big Fantine evolutive cot, made of solid beech wood, grows with your child from birth to age 6, adapting to each stage of their development. Its height-adjustable base makes caring for your baby easier in the first few months and ensures their safety. Thanks to its various guardrail configurations, it gradually transforms into a toddler bed. Made with wood from sustainably managed forests, it combines quality, design, and respect for the environment.

Textiles available on pages 74 to 79

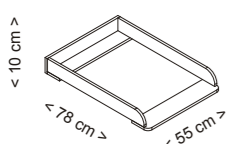


FANTINE DRESSER CO-2030



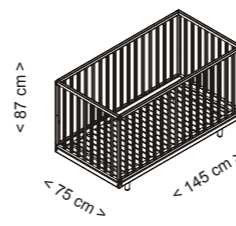
Material	Colour	Supported Weight	Features	Optional
Beech veneer board Lacquered MDF	White Wood	15 kg drawer	3 drawers Guides with Soft Closing brake Anti-tilt system Metal handles Wooden feet	Fantine Changing table CP-2029

FANTINE CHANGING TABLE CP-2029



Material	Colour	Supported Weight	Features	Optional
Beech veneered board Lacquered MDF	White Wood	15 kg	Includes wall mounting Anti-tilt system Rabbits plastic changing mat	

BIG FANTINE COT 140x70



Internal measurements	Material	Colour	Bed base heights	Supported Weight	Features	Optional
Length 140 cm Width 70 cm	Beech	White Wood	Adjustable to 2 Bed base heights 40.2 cm 67.3 cm	30 kg	Convertible into a toddler bed Convertible into a sofa Interchangeable side rails included Feet included	Mattress 137x67 cm Pillow CH-1097 Cot textile 140x70

The Mencía cot stands out for its refined and elegant style. This cot Features a new oval-bar design and offers a co-sleeping option. Available in four finishes: Mint Wood, Wood, White Wood and White Taupe, so you can choose the one that best suits the style of your home.





Textiles available on pages 74 to 79



Internal measurements	Material	Colour	Bed base heights	Supported Weight	Features	Optional
<p>MENCÍA COT 120x60</p>	Beech	White - Wood	Adjustable to 5 heights	20 kg	Convertible into a co-sleeping cot Fixed sides (concealed connection) With feet 5 bed base positions Without wheels You can remove the side panel and add the safety barrier	Changing Table Cot CP-744 Pillow CH-570 Co-sleeping kit CP-2007 Mattress 117x57 cm Cot textile 120x60 cm Montessori Barrier MONT-1863
Length 117 cm		White - Taupe	21.4 cm			
Width 59.4 cm		Wood	27.46 cm			
		Mint - Wood	32.4 cm			
			37.3 cm			
		42.2 cm				

Introducing Nayra, a Montessori cot designed to accompany your baby at every stage of their development. Thanks to the removable central, rounded bars on both sides, this cot helps your baby take their first steps by allowing them to climb in and out independently. Nayra is the perfect choice to encourage your child's independence and security.



Textiles available on pages 74 to 79



NAYRA COT
120x60



Internal measurements	Material	Colour	Bed base heights	Supported Weight	Features	Optional
Length 117 cm Width 59.4 cm	Beech	White White - Wood	Adjustable to 5 heights 26.2 cm 29.4 cm 35.8 cm 39 cm 49 cm	20 kg	Fixed side panels with concealed connection With feet 5 bed base positions 4 Removable rounded bars You can remove the side panel and add the safety barrier With 4 Wheels, 2 of them with brakes	Changing Table Cot CP-744 Pillow CH-570 Mattress 117x57 cm Montessori Barrier MONT-1863 Cot textile 120x60 cm



Immerse yourself in the elegance and comfort of the new Luciana cot, designed to provide your baby with maximum safety and comfort, wrapping them in the warmth of the first rays of sunshine. Available in two finishes, this cot is made of wood from sustainable forests, combining beauty and environmental responsibility.



Textiles available on pages 74 to 79

COLOURS 

LUCIANA COT
120x60



Internal measurements	Material	Colour	Bed base heights	Supported Weight	Features	Optional
Length 117 cm	Beech	White Taupe without screen printing	Adjustable to 5 heights	20 kg	Convertible into a co-sleeping cot and a twin cot You can remove the side panel and add the safety barrier Movable side With 4 wheels, two of them have brakes	Luxe drawer cot CP-949 Relax kit CP-1775 Twin kit CP-1774 Desk kit CP-1953 Changing table cot CP-744 Co-sleeping kit CP-2007 Cot mattress 117x57 cm Pillow CH-570 Cot textile 120x60 cm Montessori Barrier MONT-1863
Width 59.4 cm	Lacquered	White Wood with screen printing	33.9 cm			
	MDF	White	37.1 cm			
		Taupe with screen printing	43.5 cm 46.7 cm 56.3 cm			

The Lupita cot combines a clean, white design with rounded, wood-Coloured bars. The movable side incorporates Micuna's new safety lock with visual locking indicator.

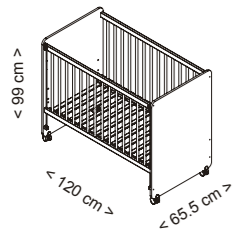


Textiles available on pages 74 to 79

Available with and without screen printing

COLOUR

LUPITA COT
120x60



Internal measurements	Material	Colour	Bed base heights	Supported Weight	Features	Optional
Length 117 cm Width 59.9 cm	Beech Lacquered MDF	White-Wood	Adjustable to 5 heights 32 cm 35.2 cm 41.6 cm 44.8 cm 54.4 cm	20 kg	Convertible into a co-sleeping cot 5 bed base positions Movable side With wheels You can remove the side panel and add the safety barrier	Luxe drawer cot CP-949 Changing table cot CP-744 Co-sleeping kit CP-2007 Desk kit CP-1953 Relax kit CP-1775 Twin kit CP-1774 Cot mattress 117 x 57 cm Pillow CH-570 Cot textile 120 x 60 cm Montessori Barrier MONT-1863

Evolving, versatile and functional

The new Converbaby is a new evolutionary concept from Micuna®. 12 different conversions in a single product.

The Converbaby combines versatility and style, it's the cot that grows with your family!

It includes all the parts you need to convert the cot into its various sizes and functions (90x50 - 90x70 - 140x70 cm).



● **Cradle** 90 x50



● **Co-sleeping Cradle**



● **Mini-desk**



● **Mini sofa**



● **Big Co-sleeping Cradle**





● **Big Cradle** 90 x 70



● **Baby Playpen** 90 x 70



● **Sofa** Various heights. 140 x 70



● **Montessori toddler bed** With safety barrier



● **Cot** 140 x 70



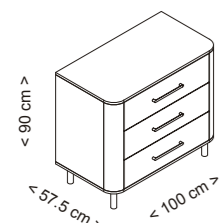
● **Toddler bed** 140 x 70



● **Desk**



CURVE DRESSER CO-2026



Material	Colour	Supported Weight	Features	Optional
Lacquered MDF Melamine board	White White - Wood Wood	15 kg drawer	3 drawers Guides with Soft Closing brake Anti-tilt system Wooden feet	Dresser changing table CP-1969

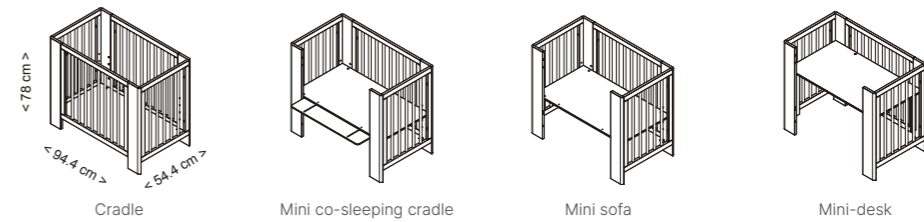
Converbaby: 1 product, 3 sizes and 12 configurations

12 in one **Converbaby**

CONVERBABY 90 x 50

Internal measurements	Material	Colour	Bed base heights	Supported Weight	Features	Optional
Length 90 cm Width 50 cm	Beech Melamine Board	White Wood White - Wood	6 heights From the bed base to the floor (wheels included) 20 cm 24.8 cm 31.2 cm 37.6 cm 44 cm 50.4 cm	20 kg	Convertible into a co-sleeping cradle and a 90x50 cm sofa With 4 wheels, 4 of them have brakes.	Memory foam mattress for Converbaby 90x50cm version CH-2011 Textile for Converbaby version 90x50 TX-2009 and TX-2010

Configurations 90x50

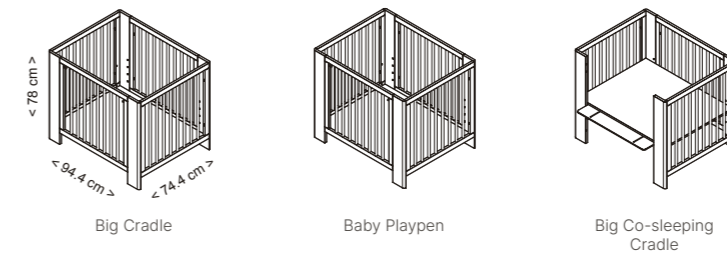


Textiles available on p. 18

CONVERBABY 90x70

Internal measurements	Material	Colour	Heights Bed base	Supported Weight	Features	Optional
Length 90 cm Width 70 cm	Beech Melamine Board	White Wood White - Wood	Adjustable to 6 heights From the bed base to the floor (wheels included) 20 cm 24.8 cm 31.2 cm 37.6 cm 44 cm 50.4 cm	20 Kg	Includes part for converting the Converbaby into children's play park	Assembly without wheels Memory foam mattress for Converbaby 90x70cm version CH-2015 Converbaby textile version 90x70 TX-2016 and TX-2017

Configurations 90x70



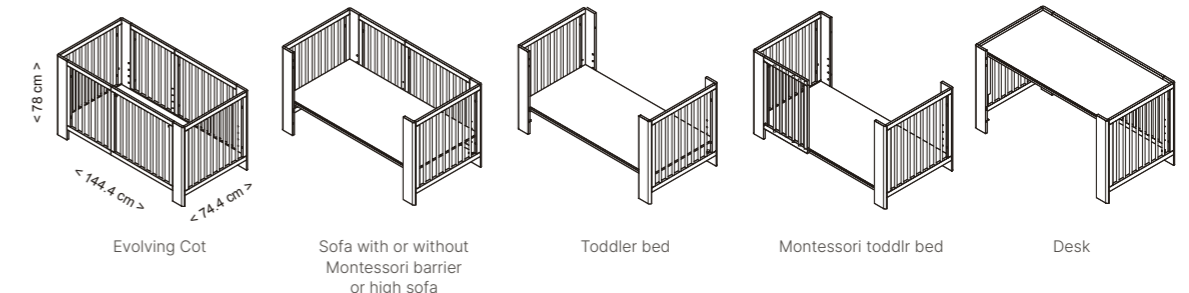
Textiles available on pages 74 to 79



CONVERBABY 140x70

Internal measurements	Material	Colour	Bed base heights	Weight	Features	Optional
Length 140 cm Width 70 cm	Beech Melamine Board	White Wood White - Wood	Adjustable to 6 heights From the bed base to the floor (wheels included) 22.1 cm 26.9 cm 33.3 cm 39.7 cm 46.1 cm 52.5 cm	30 kg	Convertible into a toddler bed with our without barrier, high sofa, Montessori sofa, baby playpen and desk With 4 wheels, 4 of them have brakes Folding side with quick and easy fastening system	Mattress CH-1294 Pillow 70 cm CH-1097 Cot textiles 140 x 70 cm

Configurations 140x70



Textiles available on pages 74 to 79



Martha 140x70 cm Acacia, horizontal grain



Big Martha 140x70 cm Oak, horizontal grain



Introducing the Martha collection in Acacia, which brings elegance and warmth. Also available in the original Oak, offering versatility and style for any setting.

The entire Martha collection is available in these two elegant finishes, reaffirming our commitment to quality and exceptional design. Made of wood from sustainable forests.



Textiles available on pages 74 to 79



Martha 120x60 cm Acacia, vertical grain



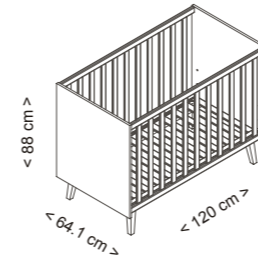
Martha 120x60 cm Oak, vertical grain

COLOURS



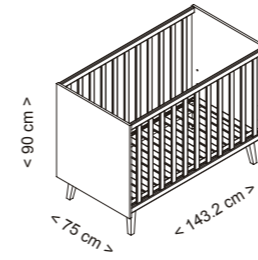
Martha

MARTHA COT 120x60



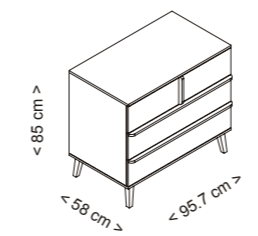
Internal measurements	Material	Colour	Bed base heights	Supported Weight	Features	Optional
Length 117 cm	Beech	Oak	Adjustable to 3 co-sleeping heights	20 kg	Convertible into a co-sleeping cot Fixed side panels Without wheels You can remove the side panel and add the safety barrier	Changing table cot CP-744 Relax System kit CP-1775 Mattress 117x57cm Pillow CH-570 Co-sleeping kit CP-2007 Montessori Barrier MONT-1863 Cot textile 120x60
Width 59.5 cm	Melamine board	Acacia	24 cm 33.6 cm 44.4 cm			

BIG MARTHA COT 140x70



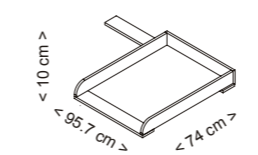
Internal measurements	Material	Colour	Bed base heights	Supported Weight	Features	Optional
Length 140 cm	Beech	Oak	Adjustable to 2 heights (No co-sleeping)	30 kg	Convertible into a toddler bed Fixed side panels Without wheels	Mattress 137x67 cm Pillow CH-1097 Montessori Barrier MONT-1863 Cot textile 140x70
Width 70 cm	Melamine board	Acacia	24 cm 46.4 cm			

MARTHA DRESSER CO-1966



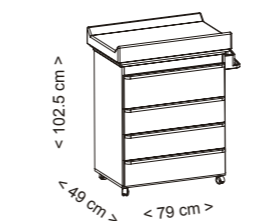
Material	Colour	Supported Weight	Features	Optional
Beech	Oak	15 kg drawer	3 drawers	Martha Changing Table CP-1968
Melamine board	Acacia		Guides with Soft Closing brake Anti-tilt system 4 feet included	

MARTHA CHANGING TABLE CP-1968



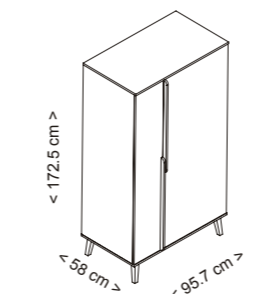
Internal measurements	Material	Colour	Supported Weight	Features	Optional
Length 73.4 cm	Melamine board	Oak	15 kg	Includes wall anchoring kit	
Width 52 cm		Acacia		Rabbits plastic changing mat Anti-tilt system	

MARTHA BATHTUB B-1971



Material	Colour	Supported Weight	Features	Optional
Melamine board	Oak Acacia	15 kg drawer	Convertible into dresser by replacing the wheels with fixed feet and removing the tub and other bathtub elements. Includes tub, soap holder, drain and Rabbits changing mat PL-622 4 drawers with Soft Closing system	Dresser feet CP-1963
		11 kg upholstered changing table		
		9 kg tub		

MARTHA WARDROBE A-1967



Material	Colour	Supported Weight	Features
Beech	Oak	15 kg drawer / shelf	2 doors with Soft Closing brake Includes hanger bar, 6 shelves and 4 feet
Melamine board	Acacia		

Nordika

Elegance and simplicity

Manufactured with high-quality Materials, the Nordika cot combines style and comfort for your baby. Its non-toxic finishes and varnishes make it a perfect and safe choice for the little ones at home.

Choose your favourite Colour and combine the Nordika cot with any of our dressers, ideal for any type of room.



Optional drawer





Textiles available on pages 74 to 79



NORDIKA COT 120x60



Internal measurements	Material	Colour	Bed base heights	Supported Weight	Features	Optional
Length 117 cm	Beech	White White - Wood Wood	Adjustable to 5 co-sleeping heights	20 kg	Convertible into a co-sleeping cot or a twin cot Movable side panel You can also remove the side and add the safety rail With 4 Wheels, two of them with brakes	Changing table cot CP-744 Relax System kit CP-1833 Mattress 117x57cm Pillow CH-570 Luxe drawer CP-949 Co-sleeping kit CP-2007 Montessori barrier MONT-1863 Twin kit CP-1774 Cot textile 120x60 cm
Width 59.5 cm			29.5 cm			
			39.6 cm			
			44.5 cm			
			49.4 cm			
			54.8 cm			

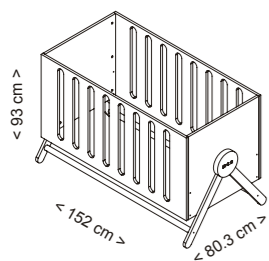


Convertible and evolving
The Bed Swing cot of 140 x 70 cm converts into a toddler bed or a practical sofa

Textiles available on pages 74 to 79

COLOUR

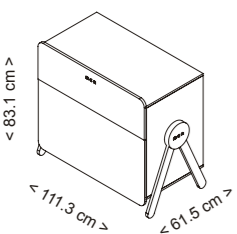
BED SWING COT 140x70



Internal measurements	Material	Colour	Bed base heights	Supported Weight	Features	Optional
Length 140 cm Width 70 cm	Beech Lacquered MDF	White - Wood	Adjustable to 2 heights (no co-sleeping) 26 cm 46.4 cm	30 kg	Convertible into a toddler bed You can add the safety barrier to the toddler bed. Fixed side panels	Mattress 137x67 cm Pillow CH-1097 Montessori Barrier MONT-1863, toddler bed version only Cot textile 140x70 cm

*Includes toddler bed conversion kit

SWING DRESSER CO-1836

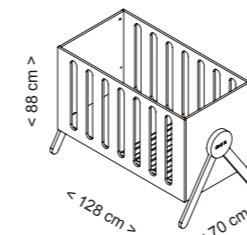


Material	Colour	Supported Weight	Features
Beech Lacquered MDF Melamine Board	White - Wood	15 kg drawer	2 outer drawers with Soft Closing system and an interior drawer with push system Guides with Soft Closing brake Anti-tilt system



Swing 120x60 cm

SWING COT 120x60



Internal measurements	Material	Colour	Bed base heights	Supported Weight	Features	Optional
Length 117 cm Width 59.4 cm	Beech Lacquered MDF	White - Wood	Adjustable to 2 heights (no co-sleeping) 26 cm 46.4 cm	20 kg	Includes bed base with relax system Fixed side panels	Mattress 117x57 cm Pillow CH-570

Meet our most natural cot

The Mountain cot retains the original feel of beech wood, preserving its light, natural tone.

Its light and refined design makes it perfect for any type of room.



Do you prefer a fixed cot?

You can choose to assemble it without wheels and thanks to its height, it does not need a movable side to access the baby inside.

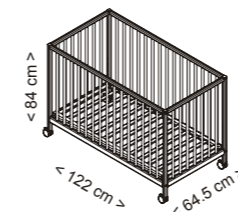
Convertible into a co-sleeping cot with our CP-2007 accessory.



Textiles available on pages 74 to 79



MOUNTAIN COT 120X60



Internal measurements	Material	Colour	Bed base heights	Supported Weight	Features	Optional
Length 117 cm Width 59.5 cm	Beech	White Anthracite - Wood Wood Mint - Wood	Co-sleeping adjustable to 5 heights 22.6 cm 27.6 cm 32.6 cm 37.6 cm 42.6 cm	20 kg	Convertible into a co-sleeping cot Fixed side panels You can remove the side panel and add the safety barrier With 4 wheels, two of them have brakes	Mattress 117x57cm Pillow CH-570 Co-sleeping kit CP-2007 Montessori barrier MONT-1863 Cot textile 120x60 cm





Encourage your child's autonomy with the Micussori line's safety barrier.

An accessory that fits perfectly into any decor, offering peace of mind to parents and freedom to little adventurers.

Textiles available on pages 74 to 79



TREVI COT 120X60

Internal measurements	Material	Colour	Bed base heights	Supported Weight	Features	Optional
Length 117 cm Width 59.5 cm	Beech Lacquered MDF	White - Wood	Adjustable to 3 heights (No co-sleeping) 20.4 cm 30 cm 42.8 cm	20 kg	Fixed side panels With feet	Changing Table Cot CP-744 Mattress 117x57 cm Pillow CH-570 Cot textile 120x60 cm

BIG TREVI COT 140x70

Internal measurements	Material	Colour	Bed base heights	Supported Weight	Features	Optional
Length 143.8 cm Width 76.1 cm	Beech Lacquered MDF Melamine board	White - Wood	Adjustable to 2 heights (no co-sleeping) 21.5 cm 44 cm	30 kg	Convertible into a toddler bed You can add the safety barrier both to the toddler bed and the cot Fixed side panels With feet	Montessori barrier MONT-1863, only in cot version Mattress 137x67 cm Pillow CH-1097 Cot textile 140x70 cm

*Includes toddler bed conversion kit

TREVI DRESSER CO-1959

Material	Colour	Supported Weight	Features	Optional
Beech Lacquered MDF Melamine board	White - Wood	15 kg per drawer	Features a top shelf with no door for better access Guides with Soft Closing brake Anti-tilt system	Dresser changing table CP-1969

TREVI BATHTUB B-1960

Material	Colour	Supported Weight	Features	Optional
Beech Lacquered MDF Melamine board	White - Wood	15 kg drawer 11 kg upholstered changing table 9 kg tub	4 drawers Convertible into a dresser by removing the tub and other bathtub elements With wheels Including plastic changing mat beige stars, tub, soap holder and drain	Dresser feet CP-1963

CHANGING TABLE CP-1969

Material	Colour	Supported Weight	Features
Lacquered MDF Melamine board	White Wood	15 kg	Includes plastic changing mat: White: Grey Stars / Beige Polka Dots / Rabbits Wood: Beige Polka Dots / Rabbits

Happy



The 120 x 60 cm Happy cot is available in white and white-wood, and it has Optional matching 100% cotton bedding. You can also finish off the baby's room with the bathtub that converts into a dresser. Mix and match for the perfect room!

This cot becomes:

- **CO-SLEEPING:** Optional CP-2007
- **DESK:** Optional Desk kit CP-1953
- **TWIN COT:** Optional Twin kit CP-1774
- **TODDLER BED:** Optional Micussori barrier MONT-1863

Other Optional extras:

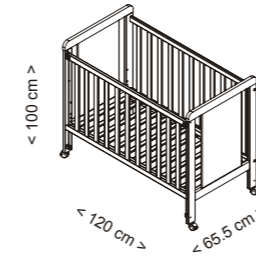
- **CHANGING TABLE COT :** CP-744
- **RELAX BED BASE:** Relax kit CP-1775
- **DRAWER:** Luxe CP-949

COLOURS



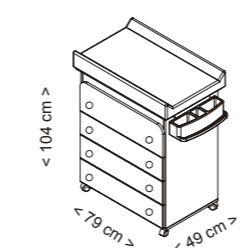
Model	Measurements	Composition	Colour	Features
HAPPY PROTECTOR + DUVET KIT TX-1650	120 x 60 x 38 cm high	100% cotton percale	White with Coloured motifs	Reversible duvet. Duvet and protector both with removable covers. Both items include filling.

HAPPY COT 120X60



Internal measurements	Material	Colour	Bed base heights	Supported Weight	Features	Optional
Length 117 cm	Beech	White	Adjustable to 5 co-sleeping heights	20 kg	Convertible into a co-sleeping cot and a twin cot. You can remove the side panel and add the safety barrier. Movable side panel With 4 wheels, two of them have brakes	Luxe drawer CP-949 Changing table cot CP-744 Relax kit CP-1775 Twin kit CP-1774 Desk kit CP-1953 Montessori barrier MONT-1863 Cot mattress 117 x 57 cm Pillow CH-570 Co-sleeping kit CP-2007 Cot textile 120x60 cm
Width 59.5 cm	Lacquered MDF	Wood White	30 cm			
			36.4 cm			
			39.6 cm			
			42.8 cm			
			52.4 cm			

HAPPY BATHTUB B-1940



Material	Colour	Supported Weight	Features	Optional
Beech	White	15 kg drawer	4 drawers	Dresser feet CP-1963
Lacquered MDF	Wood-White	11 kg upholstered changing table	Convertible into a dresser by removing the tub and other bathtub elements	
Melamine board		9 kg tub	With wheels	
			Includes beige polka dot plastic changing mat/ tub, soap holder and drain	

Globito



This cot becomes:

- **CO-SLEEPING:** Optional CP-2007
- **DESK:** Optional Desk kit CP-1953
- **TWIN COT:** Optional Twin kit CP-1774

Other Optional extras:

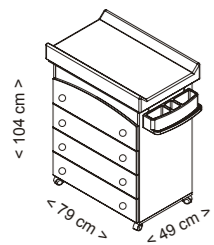
- **CHANGING TABLE COT:** CP-744
- **RELAX BED BASE:** Relax Kit CP-1775
- **DRAWER:** Luxe CP-949

Textiles available on pages 74 to 79

COLOUR



BATHTUB B-970



Material	Colour	Supported Weight	Features	Optional
Beech Melamine board	White	15 kg drawer 11 kg upholstered changing table 9 kg tub	4 drawers Convertible into a dresser by removing the tub and other bathtub elements With wheels Plastic changing mat Tub, soap holder and drain	Dresser feet CP-1963

GLOBITO COT 120X60



Internal measurements	Material	Colour	Bed base heights	Supported Weight	Features	Optional
Length 117 cm Width 59.5 cm	Beech Lacquered MDF	White	Adjustable to 5 co-sleeping heights 35.5 cm 38.7 cm 45.1 cm 48.3 cm 54.9 cm	20 kg	Convertible into a co-sleeping cot and a twin cot. You can remove the side panel and add the safety barrier. Movable side panel With 4 wheels, two of them have brakes	Luxe drawer CP-949 Changing table cot CP-744 Relax kit CP-1775 Twin kit CP-1774 Desk kit CP-1953 Montessori barrier MONT-1863 Cot mattress 117 x 57 cm Pillow CH-570 Co-sleeping kit CP-2007 Cot textile 120x60 cm

Sweet Bear

The sweetest Micuna cot!



Textiles available on pages 74 to 79

COLOUR



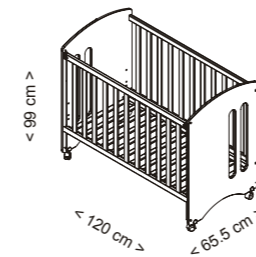
This cot becomes:

- **CO-SLEEPING:** Optional CP-2007
- **DESK:** Optional Desk kit CP-1953
- **TWIN COT:** Optional Twin kit CP-1774
- **TODDLER BED:** Optional Micussori barrier MONT-1863

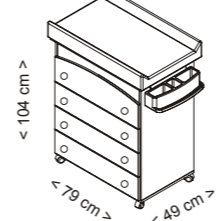
Other Optional extras:

- **CHANGING TABLE COT :** CP-744
- **RELAX BED BASE:** Relax kit CP-1775
- **DRAWER:** Luxe CP-949

SWEET BEAR COT 120X60



SWEET BEAR BATHTUB B-970



Internal measurements	Material	Colour	Bed base heights	Supported Weight	Features	Optional
Length 117 cm Width 65.5 cm	Beech Lacquered MDF	White	Adjustable to 5 co-sleeping heights 27.5 cm 30.7 cm 37.1 cm 40.3 cm 49.9 cm	20 kg	Convertible into a co-sleeping cot and a twin cot. You can remove the side panel and add the safety barrier. Movable side panel With 4 wheels, two of them have brakes	Luxe drawer CP-949 Changing table cot CP-744 Relax kit CP-1775 Twin kit CP-1774 Desk kit CP-1953 Montessori barrier MONT-1863 Cot mattress 117 x 57 cm Pillow CH-570 Co-sleeping kit CP-2007 Cot textile 120x60 cm
Material	Colour	Supported Weight	Features	Optional		
Beech Melamine board	White	15 kg drawer 11 kg upholstered changing table 9kg tub	4 drawers Convertible into a dresser by removing the tub and other bathtub elements With wheels Plastic changing mat Grey stars Tub, soap holder and drain	Dresser feet CP-1963		

Sabana



This cot becomes:

- **CO-SLEEPING:** Optional CP-2007
- **DESK:** Optional Desk kit CP-1953
- **TWIN COT:** Optional Twin kit CP-1774

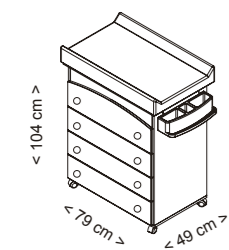
Other Optional extras:

- **CHANGING TABLE COT:** CP-744
- **RELAX BED BASE:** Relax kit CP-1775
- **DRAWER:** Luxe CP-949

Textiles available on pages 74 to 79

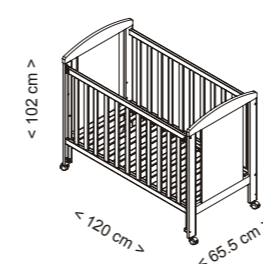
COLOUR

SABANA BATHTUB B-970



Material	Colour	Supported Weight	Features	Optional
Beech Melamine board	White	15 kg drawer 11 kg upholstered changing table 9kg tub	4 drawers Convertible into a dresser by removing the tub and other bathtub elements With wheels Plastic changing mat Grey stars Tub, soap holder and drain	Dresser feet CP-1963

SABANA COT 120X60



Internal measurements	Material	Colour	Bed base heights	Supported Weight	Features	Optional
Length 117 cm Width 59.5 cm	Beech Lacquered MDF	White	Adjustable to 3 co-sleeping heights 28.5 cm 36.6 cm 50.9 cm	20 kg	Convertible into a co-sleeping cot and a twin cot. You can remove the side panel and add the safety barrier. Movable side panel With 4 wheels, two of them have brakes	Luxe drawer CP-949 Changing table cot CP-744 Relax kit CP-1775 Twin kit CP-1774 Desk kit CP-1953 Montessori barrier MONT-1863 Cot mattress 117 x 57 cm Pillow CH-570 Co-sleeping kit CP-2007 Cot textile 120x60



Discover the new Simona folding cot, the perfect balance between functionality, design and quality.

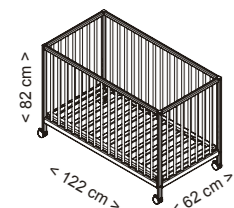
Thanks to its innovative folding system, this cot is reduced to a very compact size, making it the perfect choice for the grandparents' house, so that it does not take up space when not in use, second homes where versatility is key, nurseries looking to optimise space and hotels that wish to offer comfort to families without sacrificing style.

Textiles available on pages 74 to 79

COLOUR



SIMON COT 120X60



Internal measurements	Material	Colour	Bed base heights	Supported Weight	Features	Optional
Length 119 cm Width 60.8 cm	Beech	Wood	Adjustable 3 heights 20 cm 32.5 cm 45.5 cm	20 kg	Folding 3 Bed base positions Fixed sides 2 embedded wheels Safety lock	Cot mattress 117 x 57 cm Pillow CH-570 Cot textile 120 x 60





COLOURS 



LAUKI PROTECTOR + DUVET KIT TX-1650

Measurements	Composition	Colour	Features
120 x 60 x 38 cm high	Waffle pique and 100% cotton poplin	Green - Gingham Beige - Gingham	Reversible duvet Both items include filling and have removable covers



Rabbits Textile



- Reversible duvet and protector
- Filling included in duvet and protector
- 100% cotton muslin fabric
- Duvet and removable covers



Reversible duvet



Protector kit

COLOUR 

	Measurements	Composition	Colour	Features
RABBITS BIG CRADLE PROTECTOR + DUVET KIT TX-2016	90 x 70 x 18 cm high	100% cotton percale and muslin	White - Sand	Reversible duvet Both items include filling and have removable covers
MOUSSE SHEET SET (3 PIECES) TX-2017	90 x 70 cm	100% cotton percale	Sand	Includes top sheet, fitted sheet and pillowcase
RABBITS PROTECTOR + DUVET KIT TX-1650	120 x 60 x 38 cm high	100% cotton percale and muslin	White - Sand	Reversible duvet Both items include filling and have removable covers
RABBITS PROTECTOR + DUVET KIT TX-1732	140 x 70 x 38 cm high	100% cotton percale and muslin	White - Sand	Reversible duvet Both items include filling and have removable covers

Mousse



Mousse Textile



- Reversible duvet and protector
- Filling included in duvet and protector
- 100% cotton muslin fabric
- Quilted duvet and quilted protector
- Non-removable covers

COLOURS



Quilted with star motif

	Measurements	Composition	Colour	Features
MOUSSE PROTECTOR + DUVET KIT TX-1650	120 x 60 x 38 cm high	100% cotton muslin	Blue-Sand / Pink-Sand	Reversible duvet and protector Non-removable covers.
MOUSSE PROTECTOR + DUVET KIT TX-1732	140x70x 38 cm high	100% cotton muslin	Blue-Sand / Pink-Sand	Reversible duvet and protector Non-removable covers.



New Green Life Textile



- Filling included in duvet and protector
- Removable duvet cover and protector for easy washing
- 100% cotton printed fabric
- Available with high guard or low guard

COLOUR



	Measurements	Composition	Colour	Features
NEW GREEN LIFE PROTECTOR + DUVET KIT TX-1650	120 x 60 x 18 cm high	100% cotton percale	White with green motifs	The protector is 18 cm high and surrounds the entire perimeter of the cot Both items include filling and have removable covers.



Nature Textile

- Filling included in duvet and protector
- Removable duvet cover and protector for easy washing
- Chambray textured fabric
- Available in two Colours



COLOURS

	Measurements	Composition	Colour	Features
NATURE PROTECTOR + DUVET KIT TX-1650	120 x 60 x 44 cm high	Chambray 80% cotton 20% polyester	Beige Grey	Both items include filling and have removable covers.
NATURE PROTECTOR + DUVET KIT TX-1732	140 x 70 x 38 cm high	Chambray 80% cotton 20% polyester	Beige Grey	Both items include filling and have removable covers.

Galaxy



- Reversible duvet
- Filling included in duvet and protector
- Removable duvet cover and protector for easy washing
- Protector to cover the entire perimeter
- 100% cotton printed fabric



COLOURS

	Measurements	Composition	Colour	Features
GALAXY PROTECTOR + DUVET KIT TX-1650	120 x 60 x 18 cm high	100% cotton pique	Grey	Reversible duvet The protector is 18 cm high and surrounds the entire perimeter of the cot Both items include filling and have removable covers

Claire



Claire Print

- Reversible duvet
- Filling included in duvet and protector
- Removable duvet cover and protector for easy washing
- Protector to cover the entire perimeter
- 100% cotton printed fabric



COLOUR

	Composition	Colour	Features
CLAIRE PROTECTOR + DUVET KIT TX-1650	100% cotton percale	White with black motifs	The protector surrounds the entire cot Both items include filling and have removable covers.



Articulated core mattresses compatible with Micuna Relax System®

At Micuna, we research and analyse the **global recommendations for babies' sleep** and apply them to our products, guaranteeing rest and safety.

All the mattresses have anti-mite treatment. Made in Spain.

High-tech thermosensitive memory foam Material. Moulds to the shape of the body under the influence of body temperature. Relieves pressure in risk areas (shoulders, hips and heels). Hypo-allergenic, breathable product.

Articulated core mattress

The inclination improves breathing, reduces the pressure of the head on the mattress, reduces the possibility of positional plagiocephaly, promotes digestion and reduces regurgitation. This system avoids dangerous situations such as the mask effect and reduces CO2 re-breathing.

CH-1740 R&R basic (117x57x10cm)

CH-1741 R&R basic (137x67x10cm)



- 1 **Interior detail**
PAD core, high density polyurethane.
- 2 **Articulated core 25D**
- 3 **Safe&Clean fabric**
- 4 **STRECH fabric.** The upper side of the mattress is made of technical fabric that allows 60% breathability, preventing moisture from condensing.
- 5 **Anti-tilt and Semi-roller** (Only the semi-roller has removable covers)

Profile HR Mattress

CH-2022 R&R basic (117x57x12cm)

CH-2023 R&R basic (137x67x12cm)



This mattress is an excellent choice thanks to the profiled HR core, which adapts to the baby's body and head, making it ergonomically perfect. They make this mattress an ideal support for use from birth.

Composition

Core
10cm HR AIRPLUS® (profiled on one side) D-25Kg
Inner core protection mesh 110gr. 100% polyester

Memory Foam Mattress

CH-2015 (88x68x12 cm)

Big Converbaby Cradle 90 x 70

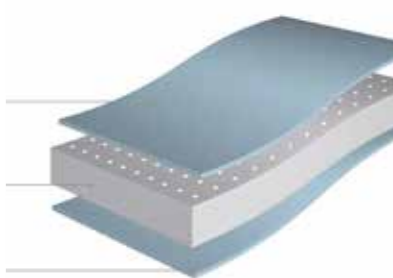
CH-1293 (116x57x12 cm) Cot 120 x 60

CH-1294 (137x67x12 cm) Cot 140 x 70

This memory foam mattress has a core composed of HR Aquapur®, which due to its open cells facilitates the circulation of air inside the mattress, making it very breathable, and a layer of visco Innogel® on each side, which adapts to the baby's body, relieving pressure. Contains a high number of high-density gel particles that delay heat absorption, creating an environment of optimal rest for the baby.



- 1 **Visco Innogel®**
- 2 **Perforated inner core**
- 1 **HR Aquapur®**




Spring Mattress

This mattress stands out for being highly breathable. Its Bonell spring core allows air circulation, preventing the accumulation of CO2 pockets. It is perfect for babies who tend to sweat at bedtime or live in areas of high humidity. It also has a safety frame that keeps the baby in the centre of the mattress.

CH-660 (116x57x12 cm) Cot 120 x 60



- 1 **HR Aquapur®**
- 2 **Perimeter security frame**
- 3 **Bonell inner core spring**
- 1 **HR Aquapur®**



Foam Mattress

The foam mattress has an HR Aquapur® core, which has thousands of micro-pores that favour the circulation of air inside the mattress, guaranteeing extraordinary climatic regulation and unique comfort while preventing the accumulation of moisture.

CH-620 (116x57x9 cm) Cot 120 x 60



- 1 **Inner core drilling HR Aquapur®**



Pillows



CH-570 (60 cm cot)



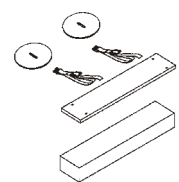
CH-1097 (70 cm cot)

Co-Sleeping kit



Sleep next to your baby

The co-sleeping kit allows you to sleep peacefully close to your baby whenever you want. It includes fastening straps, adjustment stops, upholstered mattress and base for joining the bed to the cot.



CO-SLEEPING KIT WITH BRIDGE CP-2007

Measurements	Composition	Colour	Features	Includes
Height 10 cm Length 110 cm Depth 10 cm	Melamine Board	White	Compatible with beds with frame, box-spring and upholstered base With the multiple positions of the cot, the bed base can be adjusted to	Fastening straps 2.20 cm approx. Adjustment stops Upholstered mat Joining base

Twin kit



The perfect twin cot attachment for joining two cots. With an easy, simple, and safe system, this accessory is ideal for keeping your babies sleeping together after birth. The kit also includes a beautiful photo frame, shaped like the little bag the stork carries babies in, which you can personalise with a family photo.



TWIN KIT CP-1774

Measurements	Composition	Colour	Features	Includes
Height 13.5 cm Length 116 cm Width 13 cm	Melamine board Lacquered MDF	White	Includes ceiling, base and mat. Not compatible with Co-Sleeping kit or reclining bed base	Two head connection pieces, one of them with built-in picture frame Mat Connecting base for both bed bases



Discover all the benefits of Relax System

The inclination improves breathing, reduces the pressure of the head on the mattress, reduces the possibility of positional plagiocephaly, promotes digestion and reduces regurgitation. This system provides the baby with the safest position: sleeping on the back avoids dangerous situations such as the mask effect, and sleeping in a semi-upright position reduces CO2 rebreathing.

It is complemented with an articulated mattress for two slat bed base inclinations: 7° and 10°. (Page 80.)



We research the **World Recommendations** on baby sleep, apply them to our products and guarantee rest and safety.

Check in the **Other cot accessories** section that your model is compatible with this accessory.



FACE UP Position
Position that reduces the sudden infant death syndrome.
Position that reduces CO2 re-breathing.



RELAX SYSTEM position
For less CO2 re-breathing we should place our baby at an inclined angle.

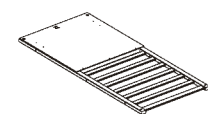


FACE DOWN position
The WHO recommends the face-up position for safe and restful sleep for babies.



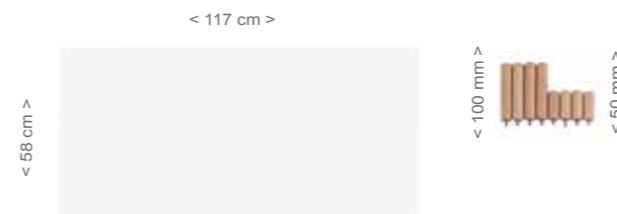
SIDE Position
Sleeping on the back reduces the mask effect, whereby a soft or cushioned Material can cover the baby's face and impede breathing.

..... Air O2
..... Higher CO2 concentration

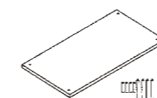


RECLINING BED BASE RELAX SYSTEM KIT CP-1775
RECLINING BED BASE RELAX SYSTEM KIT CP-1833

Measurements	Composition	Features	Comments
For cot 120 x 60	Beech MDF	Not compatible with Twin kit	Review cot model to identify the compatible bed base



Turn the cots listed in the catalogue into a practical and comfortable desk with the Optional Desk kit add-on. When your baby starts school, not only will he be able to use it for homework, but he will also be able to give free rein to his creativity. Consult compatible models*.



**DESK KIT
DESK KIT CP-1953**

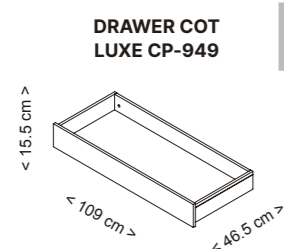

Measurements	Composition	Colour	Features
Height 2 cm Width 117 cm Depth 58 cm	Beech Melamine Board	White	Desk top with lifts adjustable in 4 heights Can be mounted inclined

Optional drawer cot

With the Optional Micuna drawers, you can give your cot extra storage, keeping all the things you need nearby and making the most of the space.



Luxe drawer cot CP-949 Wood Colour



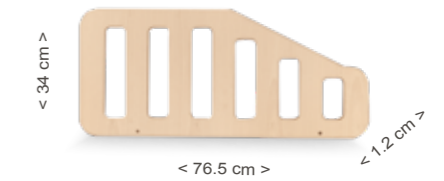
DRAWER COT LUXE CP-949

Measurements	Composition	Colour
Height 15.5 cm	Melamine Board	White
Width 109 cm		Wood
Depth 46.5 cm		

Safety barrier



The Micussori safety barrier provides a safe sleeping environment for the little adventurers at home. It is compatible with the majority of our cots and toddler beds. Consult compatible models*.




Measurements	Composition	Colour	Features
BARRIER FOR COT MONT-1863	Height 34 cm	White	Montessori barrier for cots and toddler beds. Consult compatible models*
	Width 76.5 cm		
	Depth 1.2 cm	Wood	Cots 120 x 60: Place at the lowest height of the bed base and without wheels
			Cots 140 x 70 and toddler bed: Set at the lowest height of the bed base
			*Models compatible with 140 x 70 cots: Big Martha and Big Trevi

Changing table cot



If you don't have much space, this is the perfect accessory. With the Optional changing table cot accessory CP-744, you can turn your 120x60 cm cot into a changing table cot. It can also be placed in an upright position so that it doesn't disturb your baby at night. Check that it is compatible with the cot you have chosen.



CHANGING TABLE COT CP-744

Measurements	Composition	Colour	Features
Height 10 cm Width 53 cm Depth 80 cm	Melamine board Plastic changing mat	Grey Stars	Supported weight 11 kg
		Beige Polka Dots	
		Rabbits	



Furniture

Discover the piece of furniture that perfectly complements the cot to create the ideal room for your baby.

Dressers and Accessories



SWING CO-1836



TREVI CO-1959



AMAIA CO-2024

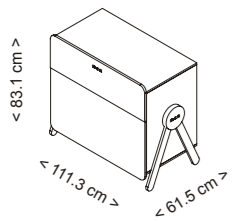
Light oak-Vanilla



AMAIA CO-2024

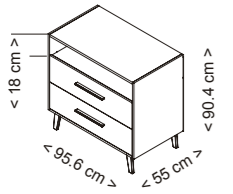
Wood-White

SWING DRESSER CO-1836



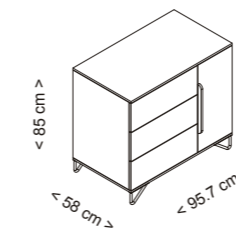
Material	Colour	Supported Weight	Features
Beech Lacquered MDF Melamine Board	White - Wood	15 kg drawer	2 outer drawers with Soft Closing system and an interior drawer with push system Guides with Soft Closing brake Anti-tilt system

TREVI DRESSER CO-1959



Material	Colour	Supported Weight	Features	Optional
Beech Lacquered MDF Beech veneered board	White - Wood	15 kg per drawer	Features a top shelf with no door for better access Guides with Soft Closing brake Anti-tilt system	Dresser changing table CP-1969

AMAIA DRESSER CO-2024



Material	Colour	Supported Weight	Features	Optional
Beech Melamine board Lacquered MDF	Wood - White Light Oak - Vanilla	15 kg drawer	3 drawers, 1 door and 2 shelves Guides with Soft Closing brake Push-to-open system Anti-tilt system Metal feet	Amaia Changing table CP-2025

Dressers and Accessories



MARTHA CO-1966
Acacia



MARTHA CO-1966
Oak



CURVE CO-2026
White-Wood

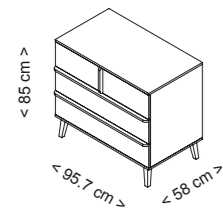


CURVE CO-2026
White



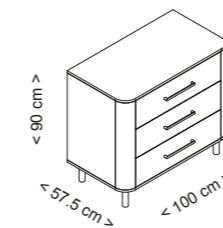
CURVE CO-2026
Wood

MARTHA DRESSER CO-1966



Material	Colour	Supported Weight	Features	Optional
Beech Melamine board	Oak Acacia	15 kg drawer	3 drawers Guides with Soft Closing brake Anti-tilt system 4 feet included	Martha Changing Table CP-1968

CURVE DRESSER CO-2026




Material	Colour	Supported Weight	Features	Optional
Lacquered MDF Melamine board	White White - Wood Wood	15 kg drawer	3 drawers Guides with Soft Closing brake Anti-tilt system Wooden feet	Dresser changing table CP-1969

Dressers and Accessories

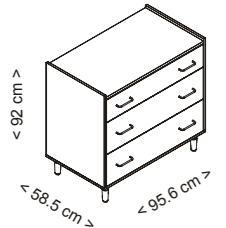


FANTINE CO-2030



Detail of gold metal handle on Fantine chest of drawers

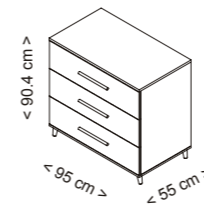
FANTINE DRESSER CO-2030



Material	Colour	Supported Weight	Features	Optional
Beech veneer board	White	15 kg drawer	3 drawers	Fantine Changing table CP-2029
Melamine board	Wood		Guides with Soft Closing brake Anti-tilt system Metal knobs Wooden feet	

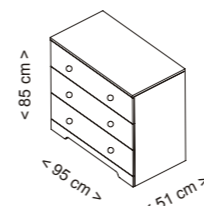
CO-1972

DRESSER CO-1972



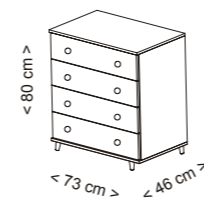
Material	Colour	Supported Weight	Features	Optional
Beech Melamine Board	White - Wood	15 kg drawer	Soft Closing drawer system Includes feet Dry cleaning	Dresser changing table CP-1969

DRESSER CO-1804



Material	Colour	Supported Weight	Features	Optional
Beech Lacquered MDF Melamine Board	White	15 kg drawer	Available with Star TI-1230 or Ball TI-926 in White or Wood 3 drawers Includes wall anchoring kit	Dresser changing table CP-1969

STYLE DRESSER CO-1247



Material	Colour	Supported Weight	Features	Optional
Beech Lacquered MDF Melamine Board	White White - Wood	15 kg drawer	4 drawers Includes wall anchoring kit Includes ball knob TI-926 in white or wood Dresser feet in white or wood CP-1963	Dresser changing table CP-1969 Star Knob TI-2003 (Pack 2 units) Star Knob TI-1230


Knobs



Ball Knob TI-926
Colours White and Wood



Star Knob TI-2003
Colour White
Pack of 2 units



Star Knob TI-1230
Colour White

Changing tables



CP-1969
Wood-Upholstery
Polka Dots Beige



CP-1969
Wood-Upholstery
Rabbits



CP-1969
White-Upholstery
Polka Dots Beige



CP-1969
White-Upholstery
Rabbits



CP-1969
White-Upholstery
Grey Stars

Changing table only compatible with Martha, Amaia and Fantine collections



Martha CP-1968
Oak-Upholstery Rabbits
Also available in Acacia



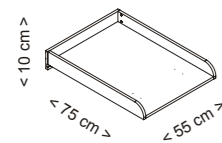
You can remove all the accessories and transform it into a modern and practical side cabinet.



Made from beech wood, this lightweight bathtub features rounded feet for a modern and safe feel. The new large tub redefines the bathing experience, offering comfort and longer usage time. Includes tub, soap holder and drain for easy removal of water. To facilitate its mobility, it has 4 wheels, two of them with brakes, although they can be easily removed to make it fixed.

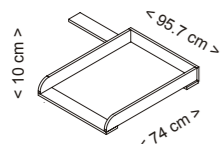


CHANGING TABLE CP-1969



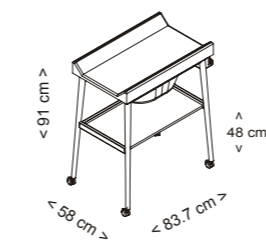
Material	Colour	Supported Weight	Features
Lacquered MDF	White	11 kg	Adjustable to fit all sizes of our dressers, except Swing, Martha, Amaia and Big Fantine Includes plastic changing mat: White: Grey Stars / Beige Polka Dots / Rabbits Wood: Beige Polka Dots / Rabbits Anti-tilt system
Melamine Board	Wood		

MARTHA CHANGING TABLE CP-1968



Internal measurements	Material	Colour	Supported Weight	Features	Optional
Length 73.4 cm Width 52 cm	Melamine board	Oak Acacia	11 kg	Rabbits plastic changing mat Anti-tilt system	

SMART BATHTUB B-2002



External measurements	Material	Colour	Supported Weight	Features
Height 91 cm Width 83.7 cm Depth 58 cm	Beech Melamine Board	White Wood	15 kg per shelf 11 kg upholstered changing table	Rounded feet 1 shelf With 4 wheels, two of them have brakes. You can make it fixed by removing the wheels Includes tub, soap holder, drain and upholstery (White - Grey Stars and Wood - Rabbits) Removable upholstery

Bathtub Furniture



B-1940 Wood - White

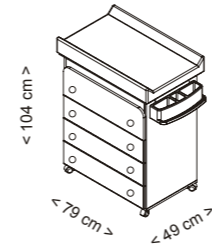


B-1940 White

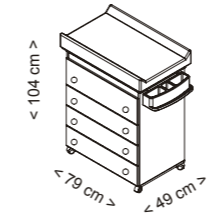


B-1940 Wood

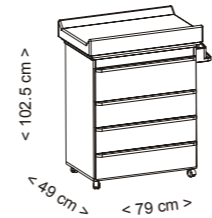
BATHTUB B-1940



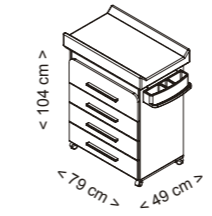
BATHTUB B-947



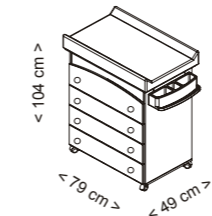
AMAIA BATHTUB B-2027



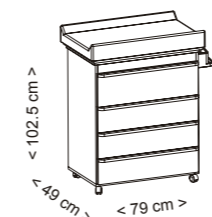
TREVI BATHTUB B-1960



BATHTUB B-970



MARTHA BATHTUB B-1971



B-947 White



B-2027 Light oak - Vanilla



B-2027 Wood - White



B-1960 Trevi White - Wood



B-970 White



B-1971 Martha Oak
*Also available in Acacia

Material	Colour	Supported Weight	Features	Optional
Beech Melamine board	White Wood - White Wood	15 kg drawer 11 kg upholstered changing table 9 kg tub	4 drawers 4 wheels Convertible into a dresser by replacing the wheels with fixed feet and removing the tub and other bathtub elements Including tub, soap dish, drain and upholstery to choose between the following combinations: White: Grey Stars / Beige Polka Dots / Rabbits White-Wood: Rabbits / Beige Polka Dots Wood: Rabbits / Grey Stars	Dresser feet CP-1963

Material	Colour	Supported Weight	Features	Optional
Beech Melamine board	White	15 kg drawer 11 kg Upholstered changing table 9 kg tub	4 drawers 4 wheels Convertible into a dresser by replacing the wheels with fixed feet and removing the tub and other bathtub elements. Includes tub, soap holder, drain and upholstery in a choice of the following combinations: White: Grey Stars / Beige Polka Dots / Rabbits	Dresser feet CP-1963

Material	Colour	Supported Weight	Features	Optional
Beech Melamine board Lacquered MDF	Wood - White Light Oak - Vanilla	15 kg drawer 11 kg Upholstered changing table 9 kg tub	4 drawers with soft-closing system 4 wheels Convertible into a dresser by replacing the wheels with fixed feet and removing the tub and other bathtub elements Including tub, soap dish, drain and Rabbits changing mat PL-622 Rabbits changing mat PL-622	Dresser feet CP-1963

Material	Colour	Supported Weight	Features	Optional
Beech Lacquered MDF Beech veneered board	White - Wood	15 kg drawer 11 kg upholstered changing table 9 kg tub	4 drawers Convertible into a dresser by removing the tub and other bathtub elements With wheels Including plastic changing mat beige stars, tub, soap holder and drain	Dresser feet CP-1963

Material	Colour	Supported Weight	Features	Optional
Beech Melamine board	White	15 kg drawer 11 kg upholstered changing table 9 kg tub	4 drawers 4 wheels Convertible into a dresser by replacing the wheels with fixed feet and removing the tub and other bathtub elements. Includes tub, soap holder, drain and upholstery in a choice of the following combinations: White: Grey Stars / Beige Polka Dots / Rabbits	Dresser feet CP-1963

Material	Colour	Supported Weight	Features	Optional
Beech Melamine board	Oak Acacia	15 kg drawer 11 kg upholstered changing table 9 kg tub	Convertible into dresser by replacing the wheels with fixed feet and removing the tub and other bathtub elements. Includes tub, soap holder, drain and Rabbits changing mat PL-622 4 drawers with Soft Closing system 4 wheels	Dresser feet CP-1963

Bathtub accessories



Micuna bathtub furniture is very practical as you can use it as a bathtub during your baby's first months and later convert it into a changing table for his or her room.

Includes a large tub with soap holder and drain. Wheels included for easy mobility, with high quality rubber to protect floors.

Thanks to its Optional fixed-feet add-on, it can be transformed into a practical dresser.

DRESSER FEET CP-1963



Height 9 x Ø 4 cm
Beech Material
Colours: Oak / White / Wood
4 feet

Knobs



Ball Knob TI-926
Optional
Colours White / Wood



Star Knob TI-2003
Pack of 2 units
Colour White

Star Knob TI-1230
Pack of 2 units
Colour White

Optional changing mat



CHANGING MAT PL-622
80x50 cm
Grey Stars



CHANGING MAT PL-622
80x50 cm
Beige Stars



CHANGING MAT PL-622
80x50 cm
Beige Polka Dots



CHANGING MAT PL-622
80x50 cm
Rabbits

Wardrobes



A-2028 Amaia
Available in White-Wood

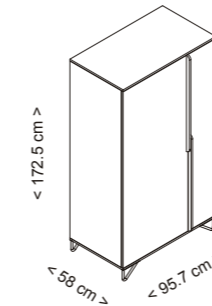


A-1967 Martha Acacia
Available in Oak



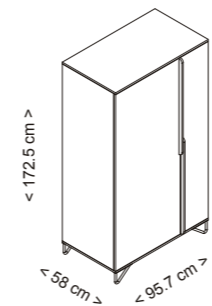
A-1805 White

AMAIA WARDROBE A-2028



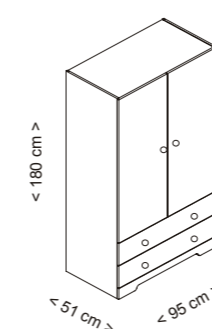
Material	Colour	Supported Weight	Features
Beech - Melamine board	Wood - White	15 kg drawer / shelf	2 doors with Soft Closing brake Includes hanger bar Includes 6 shelves and 4 metal feet
Ash - Melamine board	Light Oak - Vanilla		

MARTHA WARDROBE A-1967



Material	Colour	Supported Weight	Features
Beech Melamine board	Oak Acacia	15 kg drawer / shelf	2 doors with Soft Closing brake Includes hanger bar, 6 shelves and 4 feet

WARDROBE A-1805



Material	Colour	Supported Weight	Features
Lacquered MDF Melamine Board	White	15 kg per drawer/shelf	2 drawers Includes hanger bar, 1 large shelf and white ball knobs TI-926

Optional Ball Knob TI-926 Wood
Star Knob TI-2003 White
Star Knob TI-1230 White



Ladder

In the first position, Trotta is a three-step ladder, perfect for the smallest adventurers. The bottom step can be folded inwards, for when the child does not need it and to save space in the home.



Evolving

The second position is designed to support the child as they grow. Thanks to Trotta's innovative guide system, the functionality can be changed with very simple and intuitive movements, without needing any tools. By simply sliding it, the upper step becomes a hidden step, reducing the height of the lift.



COLOUR

Seat

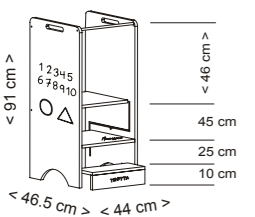
Trotta is also a seat when the upper step is placed in its backrest position.

Learning

Its side panels contain a fun game, allowing the child to discover letters, numbers and basic geometric shapes, tracing them with the tracing ball. This system will allow your child to have their first experience of writing and drawing at their own pace of learning.




TROTTA LEARNING TOWER MONT-1872



Material	Colour	Features	Including
Pine Lacquered MDF Melamine Board	Wood - White	Evolving learning tower with sliding system, shelf convertible into a seat Height-adjustable with foldable step and play area	Includes pointer.

designed by
CuldeSac™



Take on the world with the Ovo High Chair!
The Ovo Highchair is one of Micuna's most iconic and recognised designs.

Its design is characterised by its smooth and ergonomic lines, because the first thing you need to enjoy food and games is comfort and safety.

Fall in love with all its options and its modern design! With the Ovo Highchair, eating with your baby will become a delightful and comfortable experience.



High chair Evolutionary 3 heights



Convertible into a high chair with Optional kit CP-1766

Convertible into a chair

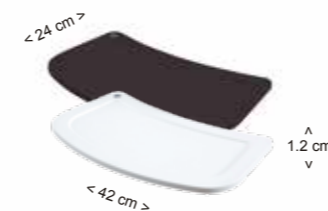


OVO ONE

OVO CITY



BABY LED WEANING
With the new OVO fixed high chair tray your baby will have food within easy reach and a larger surface area to experiment with.



OVO HIGHCHAIR ORIGINAL LUXE



OVO FEET KIT CP-1766

OVO TRAY CP-1821

OVO FABRIC UPHOLSTERY TX-1646


Material	Colour	Supported Weight	Features	Optional
Plastic Material (PE) Beech Metal (City)	One (White - Natural) City (Anthracite Grey - Mahogany)	15 kg	Includes 3-position circular tray Luxe: set of PES Leatherette straps Convertible into a chair	Fabric upholstery TX-1646 Feet kit CP-1766 Tray OVO CP-1821
*Height to rim 73 cm				
External measurements	Material	Colour	Features	
Length 32 cm	Beech	White Anthracite Grey	Includes 4 feet	
*Height to rim 89 cm				
External measurements	Material	Colour	Features	
Height 1.2 cm Width 42 cm Depth 24 cm	Lacquered MDF	White Anthracite Grey	Optional front tray for Ovo high chair.	
External measurements	Material	Colour	Features	
Height 29 cm Width 33 cm Depth 32 cm	100% Polyester 100% Polyester-Leatherette (City and Jean)	White / Beige / City	Machine washable. Leatherette: cleaning with a damp cloth	





Nursing rocking chairs

Collection of rocking chairs with clean lines, soft-touch fabric, easy to clean and ergonomic design.



UPHOLSTERY COLOURS



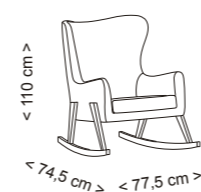
Designed for those special moments in life, the Voga nursing rocking chair combines style, comfort, elegance and practicality. Its gentle rocking motion soothes both parents and baby, creating the perfect setting for feeding, rest or reading.

Its high, contoured backrest, combined with an ergonomic design and supportive armrests, ensures a comfortable sitting position, even for extended periods. The wooden legs, featuring an integrated rocking mechanism and a detachable system, provide stability and a smooth, quiet motion. A versatile piece of furniture that can be adapted to different uses and occasions; simply remove or reattach the rocking mechanism to transform it into a comfortable reading chair for your living room.

Voga fits easily into children's bedrooms or relaxation areas. A chair designed to enhance parents' wellbeing and relaxation, while adding to the home's style.

Nest Green colour Voga nursing rocking chair

VOGA NURSING ROCKING CHAIR



Internal measurements	Material	Rocker Colour	Upholstery	Upholstery composition	Supported weight	Features	Optional
Seat: Height 70 cm Width 47 cm Depth 50 cm	Polyurethane foam Pine	Wood	House, Beige, Earth Rose, Light Grey, Night Grey, Nest Green, White Sheepskin, Grey Sheepskin, Taupe Sheepskin	Sheepskin: 100% Polyester House 25% Linen 15% CO 40% Viscose - 20% PES Nido: 100% PES	120 kg	Sheepskin: Easy to wash Nido: Easy-wash, stain-repellent Acualine fabric House: Dry cleaning	Nursing cushion Hanging bottle holder

Mar



The **Mar** rocking chair offers ample comfort and convenience for both resting and feeding. Its rotating foot allows you to pick up objects close to you without having to stand up. It does not need a rocker, as it has a **pendulum system** with which you can swing and rock your baby.

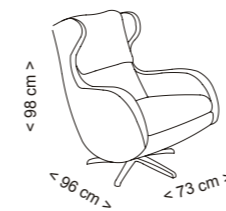
UPHOLSTERY



Mar



MAR NURSING ROCKING CHAIR



Internal measurements	Material	Colour	Upholstery	Upholstery composition	Supported weight	Features	Optional
Seat: Height 62 cm Width 56.5 cm Depth 50.5 cm	Polyurethane foam Pine Lacquered MDF	Black	White Leatherette Light Grey Night Grey Beige - Brown White Sheepskin Grey Sheepskin Taupe Sheepskin	White Leatherette 85% PES 15% CO Light Grey/Night Grey/Beige/Brown 100% PES Sheepskin 100% Polyester White, Grey and Taupe	120 kg	Rotating and pendular Easy wash white leatherette Light Grey, Night Grey, Beige-Brown: Easy-wash, stain-repellent Acualine fabric	Cushion Hanging bottle holder



Relax system Slow System

Pregnancy and the first months of your baby's life is a unique period, a period in which it is very important to take care of yourself and rest. Now you can order our FLOr nursing rocking chair with the SLOW SYSTEM, a system that allows you to rest in three comfortable positions. Elevating your feet promotes circulation and helps eliminate swelling during pregnancy.



Fixed feet CP-1811 Optional
Other accessories p. 116



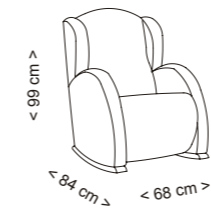
UPHOLSTERY COLOURS / WHITE FEET



UPHOLSTERY COLOURS / WOOD FEET



FLOR NURSING
ROCKING CHAIR



FLOR NURSING
ROCKING CHAIR
SLOW SYSTEM

Internal measurements	Material	Rocker Colour	Upholstery	Upholstery composition	Supported weight	Features	Optional
Seat: Height 42 cm Width 50 cm Depth 51 cm	Polyurethane foam Pine Lacquered MDF	White Wood	Available in all upholstery options	100% Leatherette 100% Polyester	120 kg	Sheepskin, White Leatherette and Grey: Easy to wash Galaxy Grey: Water repellent House: Dry cleaning	Cushion Hanging bottle holder Fixed feet set CP-1811
External measurements		Features			Optional		
Height 99 cm Width 68 cm Depth 84-157 cm		Includes Slow System reclining system			Nursing cushion Hanging bottle holder Fixed feet set CP-1811		





Relax system Slow System



- ★ Rest Position
- ★ Reading Position
- ★ Relax Position

Optional fixed feet accessory
Other accessories p. 118

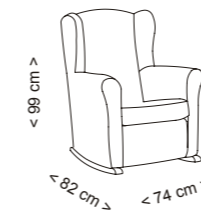
UPHOLSTERY COLOURS / WHITE FEET



UPHOLSTERY COLOURS / WOOD FEET



NANNY NURSING ROCKING CHAIR



Internal measurements	Material	Rocker Colour	Upholstery	Composition upholstery	Supported weight	Features	Optional
Seat: Height 42 cm Width 48 cm Depth 50 cm	Polyurethane foam Pine Lacquered MDF	White Wood	Available in all upholstery options	Sheepskin: 100% Polyester House 25% Linen 15% CO 40% Viscose - 20% PES White Leatherette 85% PES 15% CO Grey Leatherette 50% PU 35% PES 15% CO	120 kg	Sheepskin: Easy to wash Leatherette: Easy to wash Soft Grey: Easy-wash, stain-repellent Acualine fabric House: Dry cleaning	Nursing cushion Hanging bottle holder Fixed feet set CP-1811
External measurements			Features		Optional		
Height 99 cm Width 74 cm Depth 82-114 cm	Includes Slow System reclining system		Nursing cushion Hanging bottle holder Fixed feet set CP-1811				

Mini

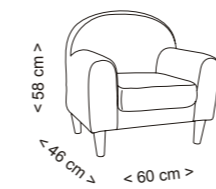


Mini Duo



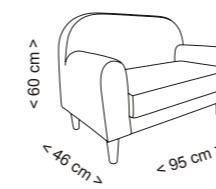
Grey sheepskin Mini Duo sofa

MINI SOFA



Internal measurements	Material	Feet colour	Upholstery	Upholstery composition	Supported weight	Features	Optional
Seat: Height 30 cm Width 34 cm Depth 36 cm	Polyurethane foam Pine	Wood	Available in all upholstery options	Sheepskin: 100% Polyester House 25% Linen 15% CO 40% Viscose - 20% PES Upholstery 100% PES White Leatherette 85% PES 15% CO Grey Leatherette 50% PU 35% PES 15% CO	120 kg	Sheepskin: Easy to wash Easy-wash, stain-repellent Acualine fabric House: Dry cleaning	Nursing cushion

MINI DUO SOFA



Internal measurements	Material	Feet colour	Upholstery	Upholstery composition	Supported weight	Features	Optional
Seat: Height 31,5 cm Width 70 cm Depth 37 cm:	Polyurethane foam Pine	Wood	Available in all upholstery options	Sheepskin: 100% Polyester House 25% Linen 15% CO 40% Viscose - 20% PES Upholstery 100% PES White Leatherette 85% PES 15% CO Grey Leatherette 50% PU 35% PES 15% CO	120 kg	Sheepskin: Easy to wash Easy-wash, stain-repellent Acualine fabric House: Dry cleaning	Nursing cushion

Rocking Chair Accessories

NURSING CUSHION



Measurements	Material	Composition	Features
Breastfeeding 29 x 38 cm	Polyurethane Foam	Light Grey/Night Grey/ Brown/ Beige/Pink Earth/Green Nest 90% Polyester 10% Nylon	Available in all upholstery options
Circular Ø 37.5cm		Galaxy Grey 100% PES	
Square 37.5 X 37.5 cm		White Leatherette 85% PES 15% CO Grey Leatherette 50% PU 35% PES 15% CO 100% Polyester Fleece	



Round cushion



Nursing cushion



Square cushion

CYLINDRICAL PUFF



Measurements	Material	Colour	Features		
Height 37.5 cm Diameter: 45 cm	Polyurethane Foam Pine	Available in all upholstery options	Accessory for all rocking chairs Removable and easy to clean covers		
					
White Sheepskin	Grey Sheepskin	Taupe Sheepskin	House	Galaxy Grey Stars	White Leatherette
					
Light Grey	Beige	Night Grey	Earth Rose	Nest Green	Grey Leatherette

HANGING BOTTLE HOLDER



Measurements	Composition	Features
Height 76 cm Width 26-38 cm	Light Grey/Night Grey/Brown/Beige/Earth Pink/ Nest Green 90% Polyester 10% Nylon White Leatherette 85% PES 15% CO Grey Leatherette 50% PU 35% PES 15% CO 100% Polyester Fleece	Acualine fabrics are easy to wash and stain repellent (unlike leatherette upholstery, which must be washed with a damp cloth). Seat and armrest protector with side pockets

FIXED FEET SET CP-1811



Measurements	Material	Colour	Features
Height 7.5 cm Width 7 cm Depth 8 cm	Beech	White	Accessory available for the Flor and Nanny nursing rocking chairs.

RECTANGULAR PUFF




Measurements	Material	Colour	Features		
Height 37.5 cm Side: 45 cm	Polyurethane Foam Pine	Available in all upholstery options	Accessory for all rocking chairs Removable and easy to clean covers		
					
White Sheepskin	Grey Sheepskin	Taupe Sheepskin	House	Galaxy Grey Stars	White Leatherette
					
Light Grey	Beige	Night Grey	Earth Rose	Nest Green	Grey Leatherette

Upholstery Colours for rocking chairs



White Sheepskin




Grey Sheepskin



Taupe Sheepskin



Earth Rose



Light Grey



Night Grey



Beige



Nest Green



House



White Leatherette



Grey Leatherette



Galaxy Grey Stars